






## Vocational training in Vivekananda Paathshala (2024-25)




Through our committed efforts to educate and uplift the children, our school demonstrates its constant commitment to community involvement. We have continuously offered high-quality instruction and assistance through programs like **Vivekananda Paathshala**, hoping to have a long-lasting effect on the lives of individuals in need. Our parents and students have been the backbone in supporting us to be successful in our initiative. The activities are conducted by the school children and voluntary parents as a part of their contribution in the community outreach of the school and social welfare of the students in need.



Our community outreach initiative works towards the fulfilment of the various **sustainable development goals**, training the children in various vocational activities which would make them financially independent thus working towards **ending poverty in all its forms**. It also allows us to **achieve gender equality and empower all women and girls** as all activities are performed by both girls and boys together like mehndi making, buttoning and hemming. By allowing children to come together in an inclusive setup and indulging them in activities like preparing bookmarks, bangles, bags with different materials, we **ensure and promote lifelong learning opportunities for all**. Thus, our Vivekananda paathshala works with the motive in line with the 8<sup>th</sup> sustainable development goal which aims to **promote sustained, inclusive and sustainable economic growth, full and productive employment and decent work for all**.





Date	Day	Activity Done	Material Required	Skill Developed	Teacher on Duty	Glimpses
04.10.24	Tuesday	Bandanwar Making	<ul style="list-style-type: none"> <li>• Cardboard</li> <li>• Fevicol</li> <li>• Mirrors or Studs</li> <li>• Paint colours</li> <li>• Brush</li> </ul>	Collaborating towards a common objective fosters a sense of community and teamwork.	Ms. Nidhi Chanana	
08.10.24	Tuesday	Diya Painting with tea light holder	<ul style="list-style-type: none"> <li>• Diyas</li> <li>• Cardboard</li> <li>• Fevicol</li> <li>• Mirrors or Studs</li> <li>• Paint colours</li> <li>• Brush</li> </ul>	Planning steps, organizing materials, and following through on tasks build organizational abilities.	Ms. Bhawna Sharma	

15.10.24	Tuesday	Lantern Making	<ul style="list-style-type: none"> <li>• Tape</li> <li>• Magazine or any A4 coloured paper</li> <li>• Any decorated materials</li> </ul>	Planning and executing a project step-by-step develops critical thinking.	Ms. Aaradhna Sathani	
18.10.24	Friday	Mehendi	<ul style="list-style-type: none"> <li>• Heena</li> </ul>	Developing intricate mehndi designs enhances fine motor skills and artistic abilities.	Ms. Kamal	
22.10.24	Tuesday	Jeans bag	<ul style="list-style-type: none"> <li>• Old jeans</li> <li>• Needle and thread</li> <li>• Scissors</li> <li>• Fabric glue</li> </ul>	Figuring out how to design and construct a bag from available materials.	Ms. Amita Taneja	

25.10.24	Friday	Buttoning and Hemming	----	Understanding how to fix and attach buttons or hems properly.	Ms. Achrandeep Kaur	
05.11.24	Tuesday	Warli art bookmark	<ul style="list-style-type: none"> <li>• Pencil and eraser</li> <li>• thick A4 size White paper</li> <li>• Wool</li> <li>• Black marker or a sketch pen</li> </ul>	Closely studying nature, human figures, and daily life scenes to represent them visually.	Ms. Suman Sharma	
12.11.24	Tuesday	News paper bag	<ul style="list-style-type: none"> <li>• Newspaper</li> <li>• Fevicol</li> <li>• Jute rope</li> </ul>	Understanding sustainability and the importance of reusing materials.	Ms. Preeti Khanna	

29.11.24	Friday	Bangle Decoration	<ul style="list-style-type: none"> <li>• Bangles</li> <li>• Fevicol</li> <li>• ribbons</li> </ul>	Using old bangles and ribbons and creating new patterns on them.	Ms. Shruti Seth	
10.12.24	Tuesday	Origami	<ul style="list-style-type: none"> <li>• Origami sheet</li> <li>• Paper</li> <li>• Fevicol</li> </ul>	Understanding how 2D paper can be transformed into 3D forms.	Ms. Rupinder Kaur	

17.12.24	Friday	Planter	<ul style="list-style-type: none"> <li>• Form clay</li> <li>• Plastic container</li> <li>• Rope</li> <li>• Stick</li> <li>• Fevicol</li> </ul> (Material was bought by the Parent)	Enhancing creativity and innovation skills with waste material.	Ms. Krisi Sawhney	 
24.12.24	Tuesday	Origami	<ul style="list-style-type: none"> <li>• Origami</li> <li>• Paper</li> <li>• Fevicol</li> </ul>	Creating Christmas tree with the origami and A4 size sheets.	Ms. Manu Sharma	